

HDL1S THRU HDL10S



HDL1S THRU HDL10S

Thermal Characteristics

PARAMETER	SYMBOL	UNIT	HDL1S	HDL2S	HDL4S	HDL6S	HDL8S	HDL10S
% HWZHHQ MXQ DPELHQW	FWLRQ	DQG						
% HWZHHQ MXQ OHQG	FWLRQ	DQG						
% HWZHHQ MXQ FDVH	FWLRQ	DQG						

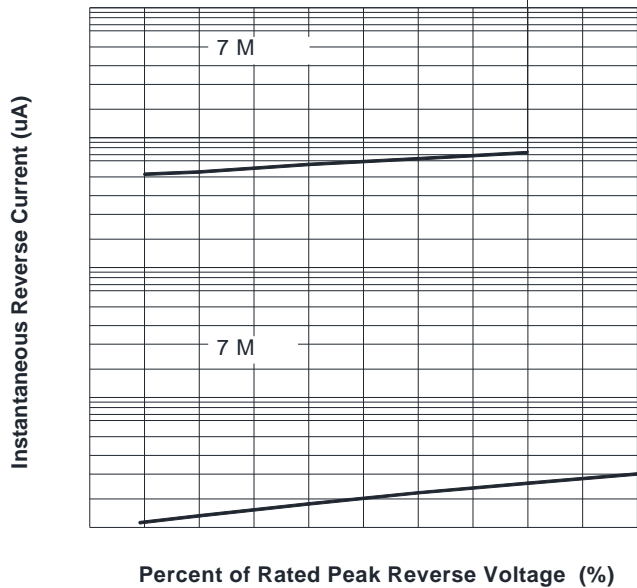
1RWH 'HYLFH PRXQWHG RQ 3 & % ZLWK PP PP PP

Ordering Information

PREFERED P/N	PACKING CODE	UNIT WEIGHT(g)	MINIIMUM PACKAGE(pcs)	INNER BOX QUANTITY(pcs)	OUTER CARTON QUANTITY(pcs)	DELIVERY MODE
+ ' / 6 a + ' / 6)	\$SSUR[LPDWH				
+ ' / 6 a + ' / 6)	\$SSUR[LPDWH				

Characteristics

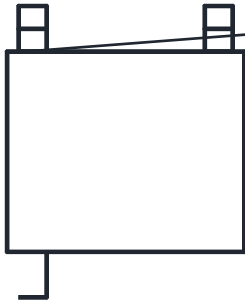
FIG4: Typical Reverse Characteristics





HDL1S THRU HDL10S

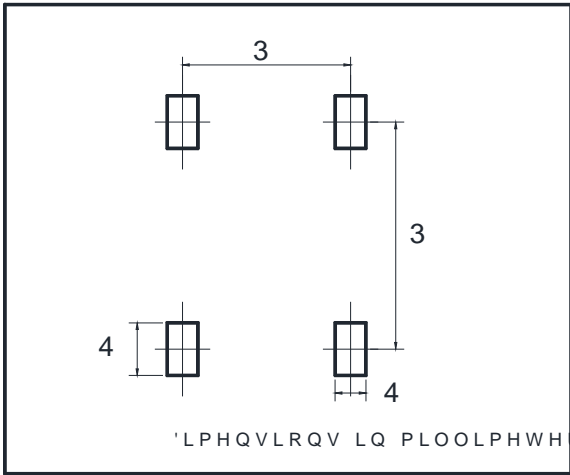
Outline Dimensions



MBLS		
'LP	0LQ	0D[
\$		
%		
&		
'		
(
)		
*		
+		
,	0D[
-		

'LPHQVLRQV LQ PLOOLPHWHUV

Suggested pad layout



'LPHQVLRQV LQ PLOOLPHWHUV

Dim	Min
3	
3	
4	
4	

HDL1S THRU HDL10S

6 6
5H}7

/6 7-X R 0 0

<DQJ]KRX <DQJMEH HOKG WDRQ L&R /WG